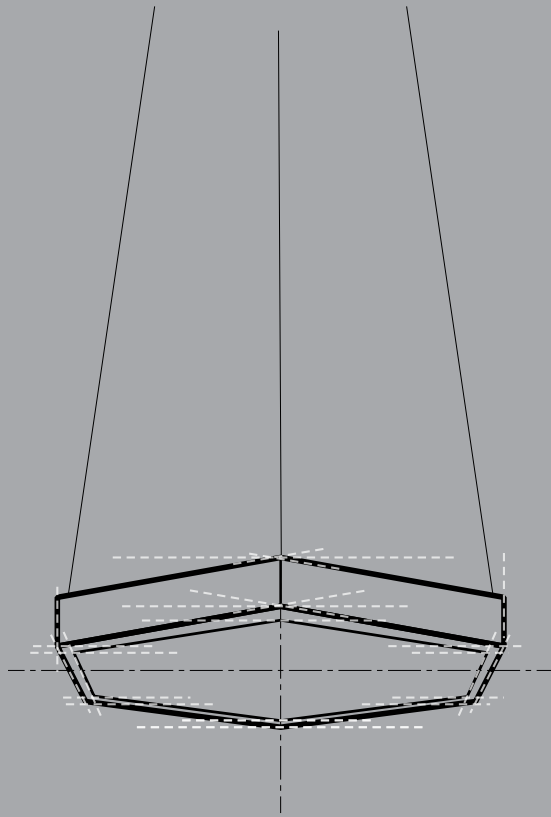


7

Hexedge Full (F) & Hexedge Hollow (H)

Offers adaptable lighting solutions. Harmonizes seamlessly with the architecture and singular interior design.





A journey of investigation
and exploration

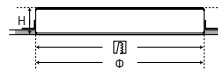


Hexedge Full (F)

Hexedge F can be mounted in two ways

RECESSED

Luminaire directly installed into a hollow opening in a ceiling.



Product Code
HRF-600 | HRF-900

Luminaire Type
Recessed

Dimension Φ x H
600x75x40 mm | 900x75x40 mm


Fixing System
Mounting Bracket for Recessed

System Wattage
20W | 45W | 72W

Luminous Flux
1400 lm | 3150 lm | 5040 lm

CEILING

Flush-mount luminaires attached to the ceiling.



Product Code
HCF-600 | HCF-900

Luminaire Type
Ceiling Mounted

Dimension Φ x H
600 | 900x85 mm

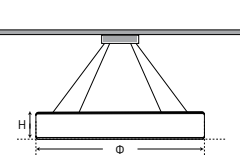
Fixing System
Ceiling Mounted with Screw

System Wattage
20W | 45W | 72W

Luminous Flux
1400 lm | 3150 lm | 5040 lm

PENDANT

Luminaire suspended from the ceiling with a transparent wire.



Product Code
HPF-600 | HPF-900

Luminaire Type
Pendant

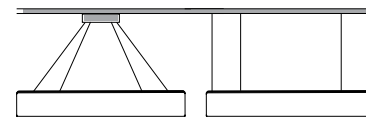
Dimension Φ x H
600 | 900x85 mm

Fixing System
1500 mm long steel wires with height adjustment system

System Wattage
20W | 45W | 72W

Luminous Flux
1400 lm | 3150 lm | 5040 lm

The Hexedge F Pendant luminaire has two wiring options



All Hexedge F carry the following specifications

GENERAL	Body Construction	Highest grade extruded aluminum
	Surface Finishes	Texture White Texture Black Texture Grey Any Other RAL color possible on Request
	IP Rating	40

LED	Light Source	LED
	CCT	3000K 4000K 5700K TW (Tunable White) 2700-6500K
	CRI	80+, 90+ (Available on request)
	MacAdam Step	3

Power Factor	0.94
---------------------	------

OPTICAL	Light Distribution	Direct
	Diffuser	Satin finished Opal Diffuser

Driver	Non-Dimmable DALI Dimmable 0-10V Analogue Bluetooth 4.0 CASAMBI remote control through App
---------------	--

All Hexedge F are available in the following colours

